

BOXER 7

AIR-OPERATED DOUBLE DIAPHRAGM PUMPS



- Product designed and constructed in Italy
- PATENTED stall-prevention pneumatic circuit
- Operates with non-lubricated air
- SELF-PRIMING
- Dry operation
- ATEX certification for ZONE 1 - ZONE 2
- IECEx certification
- Adjustable operating speed
- Extremely versatile
- Suitable for pumping liquids with high viscosity and demanding applications
- Possibility of pumping fluids containing suspended solids
- Possibility of suspended installation
- Manifolds can be supplied with stainless steel reinforcement rings for pumps in PP – PP+CF – PVDF
- Suitable for continuous use

BOXER 7


AIR-OPERATED DOUBLE DIAPHRAGM PUMPS



Specifications and types



STANDARD: II 3G Ex h IIB T4 Gc - II 3D Ex h IIIB T135°C Dc X - I M2 Ex h I Mb X
CONDUCT: II 2G Ex h IIB T4 Gb - II 2D Ex h IIIB T135°C Db X - Ex h IIB T4 Gb - Ex h IIIB T135°C Db



| | |
|---|-------------|
| Suction / delivery connections | G 1/4" f(*) |
| Air fitting | G 1/8" f |
| Max flow rate* | 9 l/min |
| Max supply air pressure | 8 bar |
| Max head* | 80 m |
| Max negative suction head - dry-running** | 4 m |
| Max negative suction head - pump primed | 9,5 m |
| Max diameter of suspended solids | 0.5 mm |
| Noise level | 65 dB |
| Volume per stroke | 3.2 cc |

[*] NPT fittings on request

** The value depends on the pump configuration.



PP

Boxer 7



Maximum Dimensions

| | |
|--------|--------|
| Height | 120 mm |
| Width | 138 mm |
| Depth | 68 mm |



Construction materials (casing and manifolds) and net weight

| | |
|--|----------------------------|
| Polypropylene (with glass additive) | 0.7 Kg |
| | Temp. 3°C min. 65°C max |
| Conductive polypropylene (with carbon additive) | 0.7 Kg |
| | Temp. 3°C min. 65°C max |



PVDF

Boxer 7



Maximum Dimensions

| | |
|--------|--------|
| Height | 120 mm |
| Width | 138 mm |
| Depth | 68 mm |



Construction materials (casing and manifolds) and net weight

| | |
|-------------|--------------------------|
| PVDF | 0.7 Kg |
| | Max 3°C min. 95°C max |

BOXER 7

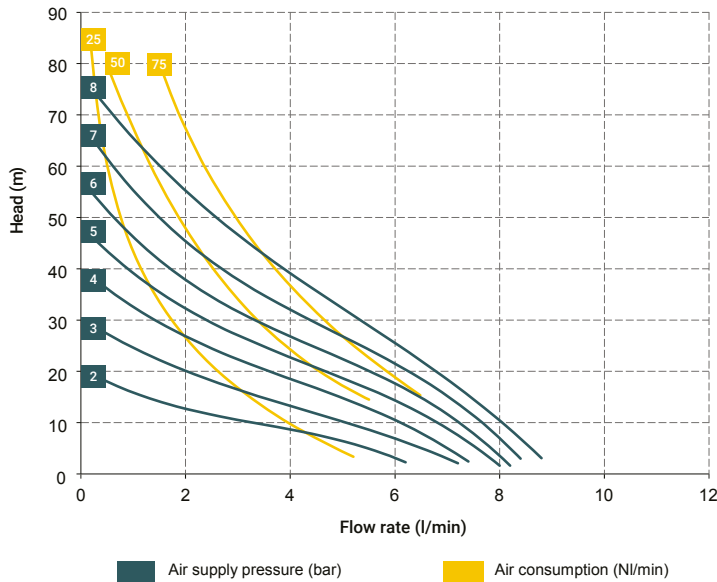
AIR-OPERATED DOUBLE DIAPHRAGM PUMPS



Specifications and types



STANDARD: II 3G Ex h IIB T4 Gc - II 3D Ex h IIIB T135°C Dc X - I M2 Ex h I Mb X
 CONDUCT: II 2G Ex h IIB T4 Gb - II 2D Ex h IIIB T135°C Db X - Ex h IIB T4 Gb - Ex h IIIB T135°C Db



*The curves and the performances refer to pumps with immersed suction and open delivery outlet, with water at 20°C and vary based on the composition materials.

Any chromatic variations in our polypropylene and PVDF products are due to the special mixtures of the raw materials used. The use of high quantities of, respectively, glass and carbon additives, results in a unique aesthetic that does not affect the quality of the product in any way. Quite the opposite, it highlights its highly technological nature, to the benefit of its performance.

T10 distributor material (pneumatic circuit):

- POM

Central material:

- Polypropylene (with glass additive)
- Conductive polypropylene (with carbon additive)

Diaphragm materials:

- PTFE
- NBR

Caps materials:

- Polypropylene (with glass additive)
- Conductive polypropylene (with carbon additive)
- PVDF

Balls materials:

- PTFE
- AISI 316
- EPDM

O-ring materials

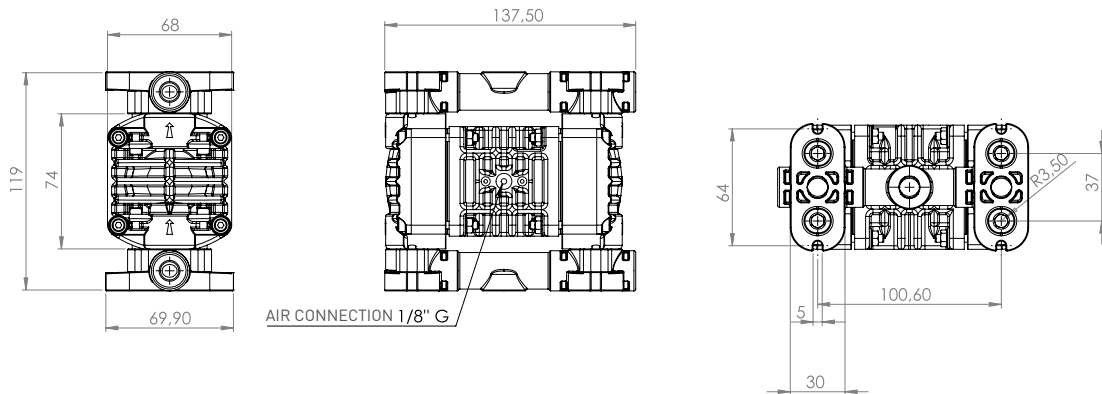
- EPDM
- NBR
- VITON®
- PTFE

Package:

cardboard box - cm 14 x 19 x 14 - weight 0.17 Kg
 (the weight refers to the package only, without the pump)

Accessories:

- Equaflex 51
 (For the dampener materials refer to the relative technical sheet)
- Air regulation kit W1000-8-G



MAIN APPLICATION SECTORS



WATER AND SLUDGE TREATMENT



PACKING, GLUE, PAPER AND PAPER MILLS



CERAMIC, STONE, MARBLE, GLASS AND MINING INDUSTRY



AUTOMOTIVE



PAINT INDUSTRY



GALVANIC AND ELECTRONIC INDUSTRY



CHEMICAL INDUSTRY



GRAPHIC INDUSTRY

BOXER 7

AIR-OPERATED DOUBLE DIAPHRAGM PUMPS



Specifications and types



STANDARD: II 3G Ex h IIB T4 Gc - II 3D Ex h IIIB T135°C Dc X - I M2 Ex h I Mb X
 CONDUCT: II 2G Ex h IIB T4 Gb - II 2D Ex h IIIB T135°C Db X - Ex h IIB T4 Gb - Ex h IIIB T135°C Db

BOXER PUMPS CODES ENCODING

ex. IB50-P-HTTPV--

Internal distributor, Boxer 50, PP casing, Hytrel® air side diaphragm, PTFE product side diaphragm, PTFE balls, PP ball seats, Viton® o-ring.

| I | IB50- | P | H | T | T | P | V | - | - |
|----------------------|--|--|---|------------------------|---|--|--|---|------------------------|
| INTERNAL DISTRIBUTOR | PUMP MODEL | DAMPER PUMP | AIR-SIDE DIAPHRAGM | PRODUCT-SIDE DIAPHRAGM | BALLS | BALL SEATS | O-RING | SPLIT MANIFOLD | CONDUCT VERSION |
| I | B7 Boxer 7 B15 Boxer 15 MICR Microboxer MIN Miniboxer B50 Boxer 50 B81 Boxer 81 B90 Boxer 90 B100 Boxer 100 B150 Boxer 150 B251 Boxer 251 B252 Boxer 252 B502 Boxer 502 B522 Boxer 522 B503 Boxer 503 | P - Polypropylene FC - PVDF+CF PC - PP+CF AL - Aluminium A - AISI 316 | N - NBR D - EPDM H - Hytrel M - Santoprene | T - PTFE | T - PTFE A - AISI 316 D - EPDM N - NBR | P - Polypropylene F - PVDF A - AISI 316 I - PE-UHMW R - PPS-V L - Aluminium | D - EPDM V - Viton® N - NBR T - PTFE S - Silicone | X* 3* Y* J* W* | C* Z* |

*X = split manifold

*3 = 3° central hole on manifold

*Y = "NPT" thread

*J = spacer on shaft

*W = clamp manifold

(all only on request)

C = version CONDUCT for standard ATEX ZONE 1 Ex II 2/2GD c IIB T135°C

Z = version for standard IECEx

(both only on request)

SELF-PRIMING USE



UNDER HEAD USE




IMMERSED



DRUM TRANSFER



SPLIT SUCTION and DELIVERY



SPLIT SUCTION

